603658

بم ø ˝ ´

2020 4

ȯ

2020

ч ʟ ɨ’ ŋ ᴇ ỹ ʒ ʰʷ ʰʊ

10 8.5 2020 12 2

“ ” “ ”

□ √

M,

/ / /
/

Z&F Z&F International Trading Limited

		B
/		
ISO13485:2003		“ ISO13485 ” “ 2003 ” ISO13485:2003 —
ISO9001:2008		“ ISO9001 ” “ 2008 ” ISO9001:2008 ISO9001

ε ″ ´ ב ا م ـ

	Autobio Diagnostics CO., Ltd
	Autobio

	199	199
	0371-86506868	0371-86506868
	0371-86506767	0371-86506767
	autobio@autobio.com.cn	autobio@autobio.com.cn

	87
	450016
	199
	450016
	www.autobio.com.cn
	autobio@autobio.com.cn

	www.sse.com.cn

A			603658	

		112 10
		111
		2019 7 22 2021 12 31

2020	2019	(%)	2018
2,978,131,605.36	2,679,435,637.43	11.15	1,929,676,026.98
747,793,833.41	774,163,957.63	-3.41	562,570,893.30
678,434,620.89	740,208,256.61	-8.35	535,272,750.90
994,713,153.79	842,886,756.0		

□ √

□ √

□ √

□ √

2020

	1-3	4-6	7-9	10-12
	550,376,711.12	655,402,756.13	841,561,608.45	930,790,<

9,584,911.60	-5,484,312.55	-483,645.98
	1,589.69	
50,726,512.18	38,631,343.00	18,036,947.74
705,330.02	617,982.83	509,589.28
31,454,879.01	7,945,880.68	12,773,130.85

	-10,617,681.71		-2,719,571.24	-1,102,961.48
	-584,063.43		-27,740.02	-131,999.34
	-12,004,213.27		-4,292,750.99	-3,234,396.37
	69,359,212.52		33,955,701.02	27,298,142.40

√ □

1

1

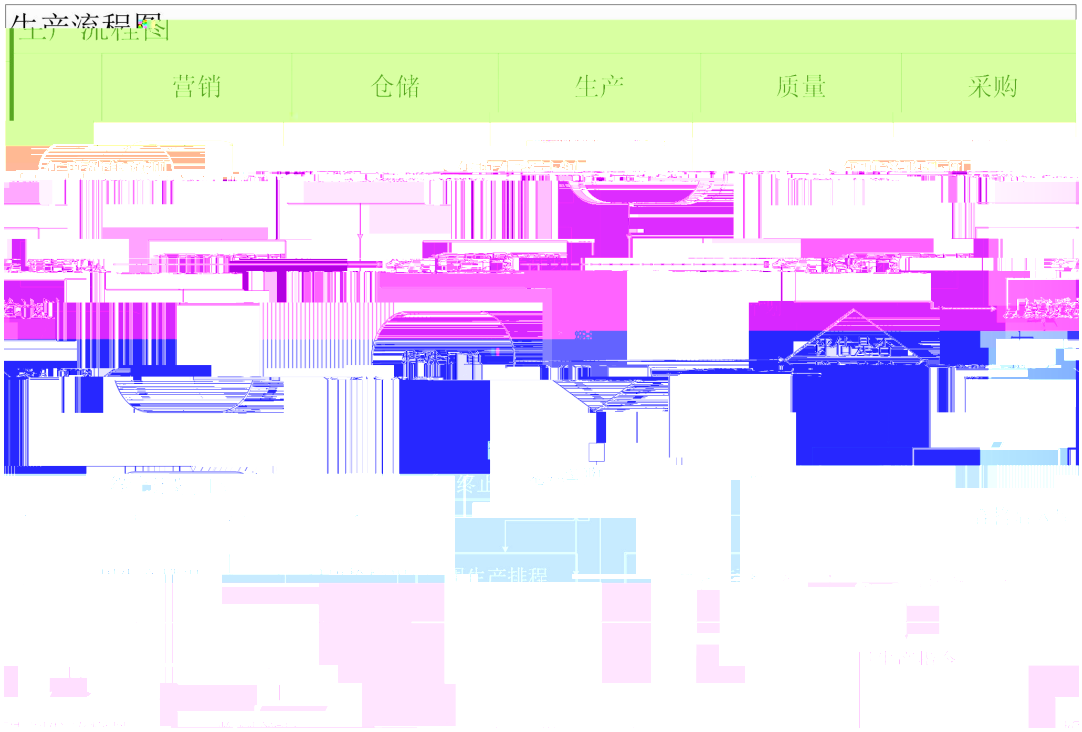
营销
仓储
生产
质量
采购

3

1

“ ”

2018

IVD 44 20 9

Roche Abbott Danaher Siemens BD

2.

80%

20

2017 700 15.00% 2020

IVD

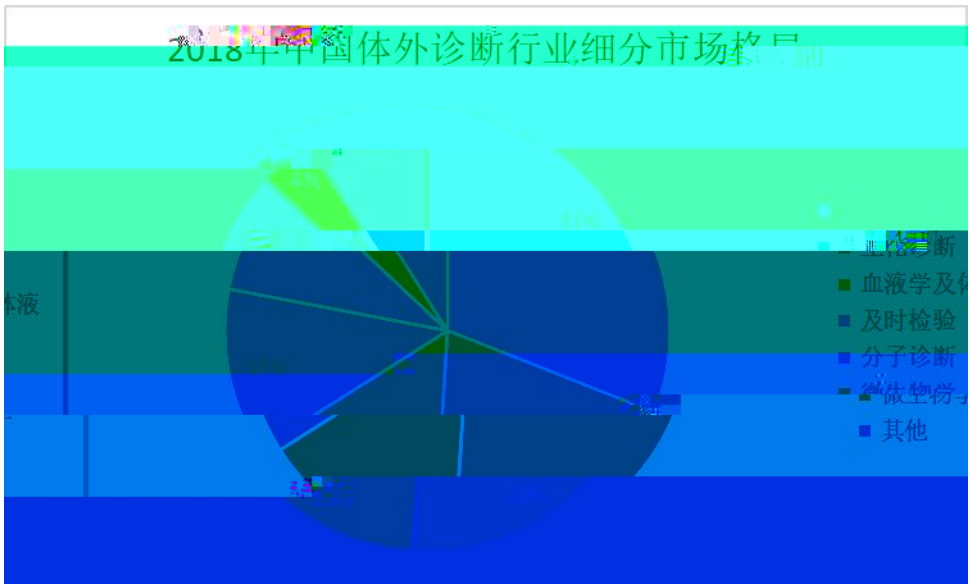

Frost & Sullivan

+

IVD

3.

2



□ √

√ □

1.

1

20 2020

322 CE 11 15

23 10 83

2

2.41 251

75.8%

3

2.

GMP ISO9001 ISO13485

528

322 CE

1

251 132 CE

102

200 / 100 /

115



2

123 71 CE

“

”

2020

29.78 11.15% 7.48

3.41%

2020 2020 3.46

11.63% 11.05% 42 528

CE 45 537 141 557

33 114 11

15 23 10 83

1 1

“ ”

1.

IgM IgG

“ ”

5

CNAS

RELA

2

02

	2,978,131,605.36	2,679,435,637.43	11.15
	1,198,723,245.95	89	

% % % %

2,841,97א q

		8.84		.81			
		323,360,430.31	26.50	202,243,496.62	24.28	59.89	
			(%)		(%)	(%)	
		466,100,384.98	40.84	403,086,870.26	48.39	15.63	
		315,661,206.66	27.66	205,793,304.82	24.70	53.39	
		316,704,555.86	27.75	215,822,589.06	25.91	46.74	
		7,737,134.60	0.68	841,542.23	0.10	819.40	
		35,211,767.05	3.07	7,506,862.06	0.90	369.06	

(4).

√ □

49,070.88 16.48%

0 0 %

66,235.68 36.00%

0 0%

3.

√ □

	2020	2019	%
	464,670,716.43	441,017,748.12	5.36
	140,900,466.15	122,524,389.54	15.00
	20,863,408.19	24,450,574.50	-14.67

1 2020 46,467.07 5.36%

2 2020 14,090.05 15.00%

3 2020 2,086.34 14.67%

4.

(1).

√ □

	342,798,143.56
	3,572,372.78
	346,370,516.34
%	11.63
	1,443
%	31.76
%	1.03

(2).

□ √

5.

√ □

	2020	2019	%
	994,713,153.79	842,886,756.83	18.01
	-3,483,958,420.65	-1,234,670,565.20	-182.18
	2,680,587,350.88	470,968,170.77	469.17

1. 18.01%

2. 182.18%

3. 469.17%

( )

□ √

( )

√ □

1.

		%		%	%	
	327,549,460.89	4.03	136,882,699.86	3.22	139.29	

956,321,567.00	11.76	634,479,332.50	14.90	50.73
475,522,514.41	5.85	342,219,371.08	8.04	38.95
3,101,130,655.39	38.14	618,140,719.29	14.52	401.69
		27,019,581.02	0.63	-100.00

			503,055,955.83	11.82	-100.00	2019
	32,019,000.53	0.39			100.00	
	236,607,303.92	2.90	128,209,179.40	3.01	84.55	
	26,270,612.15	0.32	3,990,455.05	0.09	558.34	

2.

□ √

3.

□ √

( )

√ □

			%	%	%	

( )

1

√ □

20 8 4

10000

2020 9

17

2020 10 15 51%

24%

75% 25%

0

2020 11 6 ن

2020 12 21

200 1200

2021 2 9

2021 2 5

2000 45%

2021 3 31

2021 4 7 Mobidiag

Hologic,Inc. Hologic,Inc.

Mobidiag 7.63% 4609 2021 4 9

2021-010

2021 4 12 1950

15% 69 0.3%

DNA PCR

2.

“ ” “ ”

( ) ‘ ‘ ” ” Ó

“ ”

2.

3.

4.

5

6. “ ” “ ”

7.

8.

9.

“ ”

“

”

( )

√ □

1.

Ď

( )

□ √

□ √

ε

√ □

2020

2020-2022

	10	10 ( )	10			(%)
2020	0	8.5	3	383,331,860.15	747,793,833.41	51.26
2019	0	9.0	0	387,542,609.10	774,163,957.63	50.06
2018	0	8.0	0	336,000,000.00	562,570,893.30	59.73

□ √

□ √

√ □

		5%	1	20190901-20210831				
			2	20181109- 20181119-				
			3					

				20200615-			

1 5%

1. 12

25%

,

□ □ √

√ □

2017 7 17

http://www.sse.com.cn 2017-036

□ √

“ ”

□ √

√ □

44

□ √

□ √

□ √

	550,000
	9
	-

200,000
0
-

1.1887% 4,992,714.216

8000

2019 10 10 2020 5 20

2012

2020 7 7

1.

2.

□ √

√ □

( )

□ √

( )

□ √

□ √

□

□ √

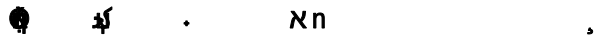

dž فز

√

√

□ √

□ √

( )

1

□ √

2

□ √

3

□ √

(¼)

√ □

: :

√ @ السج

A

B 50,000,000.00

A+B 50,000,000.00

(%) 0.76

C

70% E

(2)

□ √

□ √

(3)

□ √

2.

(1)

□ √

□ √

(2)

□ √

□ √

(3)

□ √

3.

( )

□ √

√ □

2020 9 1

2020 2079 2020 10 23

10 A 20,375,760 1.00

151.16

3,079,999,881.60 28,264,504.42

3,051,735,377.18 2020 11 3

( )

2020 0063

/

2020 11 12

6

(

2007 11

17 202

COD BOD_5 SS 1

(4)

( )

□ √

√ □

□ √

□ √

1									
	0	0	+20,375,760	0	0	0	+20,375,760	20,375,760	4.52
1	0	0	0	0	0	0	0	0	0
2	0	0	+2,580,046	0	0	0	+2,580,046	2,580,046	0.57
3	0	0	+3,682,188	0	0	0	+3,682,188	3,682,188	0.82
	0	0	+3,682,188	0	0	0	+3,682,188	3,682,188	0.82
	0	0	0	0	0	0	0	0	0
4									

1	420,000,000	100	0	0	0	0,602 ,899	+10 2 99	430,602,899	95.48
2	0	0	0	0	0	0	0	0	0
3	0	0	0	0	0	0	0	0	0
4	0	0	0	0	0	0	0	0	0
	420,000,000	100	+20,375 ,760	0	0	+10,602 ,899	+30,978 ,659	450,978,659	100

2

√ □

1. 2019 6 28 “ ” 113538

2020 2 19 2020 1 6 2020 2 18 “

” 10,602,899 42,000

430,602,899 2020 2 20

“ ” 2020-019

2. 2020 10 23 20,375,760 6

151.16 / 2020 11 12

0 2

√ □

1.

[2019]867 2019 6 28

6,829,790 68,297.90 100 6

2019 134 68,297.90 2019 7 22

“ ” “113538” 0.3%

0.5% 1.0% 1.5% 1.8% 2.0%

“ ” 2020 1 6 A

2020 2 3 “ ”

2020 2 18 “ ” “ ”

113538 “ ” 191538 2020 2 19

10,602,899 2020 2 20

“ ”

2020-019

2.

2020 9 1

2020 2079 2020 10 23

10 A 20,375,760 1.00

151.16

2020 11 12

6

2020 11 14

2020-103

( )

√ □

1 2020 2 19 “ ” 113538

10,602,899 420,000,000

430,602,899

2 2020 11 12 20,375,760

430,602,899

450,978,659

( )

□ √

( )	13,146
( )	18,644

:

			(%)				
	-5,115,413	248,633,287	55.13	0		0	
Z&F INTERNATIONAL TRADING LIMITED	-5,730,488	59,148,012	13.12	0		0	
	3,686,434	15,876,091	3.52	0		0	
UBS AG	9,032,893	9,247,141	2.05	8,546,578		0	
	3,999,935	3,999,935	0.89	0		0	

	3,720,340	3,720,340	0.82	3,638,528		0	
	2,527,953	2,527,953	0.56	0		0	
J. P. Morgan Securities PLC	899,479	2,328,479	0.52	1,928,420		0	
	1,882,461	1,996,488	0.44	0		0	
	-69,813	1,780,183	0.39	0		0	

	248,633,287		248,633,287
Z&F INTERNATIONAL TRADING LIMITED	59,148,012		59,148,012
	15,876,091		15,876,091
	3,999,935		3,999,935
	2,527,953		2,527,953
	1,996,488		1,996,488
	1,780,183		1,780,183
	1,737,259		1,737,259
	1,687,316		1,687,316
	1,612,817		1,612,817
	Z&F INTERNATIONAL TRADING LIMITED		

√ □

1	UBS AG	8,546,578	2021.5.12	0	
2		3,638,528	2021.5.12	0	
3	J. P. Morgan Securities PLC	1,928,420	2021.5.12	0	
4		1,653,876	2021.5.12	0	
5		861,338	2021.5.12	0	
6		860,015	2021.5.12	0	
7		396,931	2021.5.12	0	
8		396,930	2021.5.12	0	
9		377,085	2021.5.12	0	
10		330,775	2021.5.12	0	

2020 2020 11 12

□ √

1

√ □

	2007 12 24

2

□ √

3

□ √

4

□ √

5

√ □

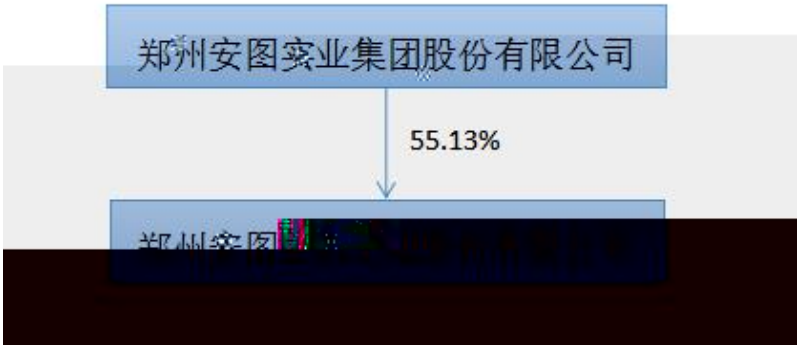

1

□ √

2

10	

3

□ √

4

□ √

5

√ □

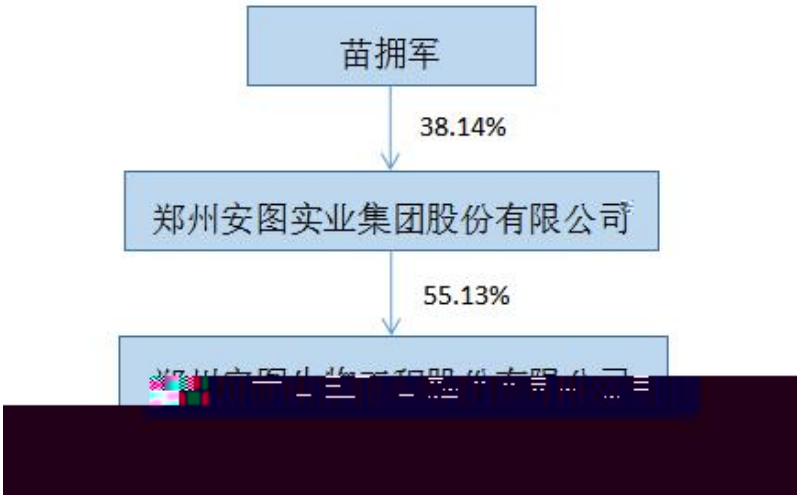

6

□ √

□ √

√ □

TRADING LIMITED			1270201		

□ √

□ √

√ □

	( )										
			54	2012 11 13	2021 10 28	96,785,235	94,834,106	-1,951,129		100.67	
			56	2012 11 13	2021 10 28	25,951,400	41,403,608	15,452,208	Z&F	6	
			53	2012 11 13	2021 10 28	23,251,765	22,783,024	-468,741		59.67	
			54	2012 11 13	2021 10 28	23,251,765	22,783,024	-468,741		61.83	
			43	2012 11 13	2021 10 28	7,228,468	7,082,747	-145,721		54.93	
			52	2012 11 13	2021 10 28	9,695,677	9,500,218	-195,459		54.93	
			57	2018 10 29	2021 10 28	0	0	0	/	6	
			59	2018 10 29	2021 10 28	0	0	0	/	6	
			53	2018 10	2021 10	0	0	0	/	6	

51 2012 1

1965 1981 1986 1986 1996

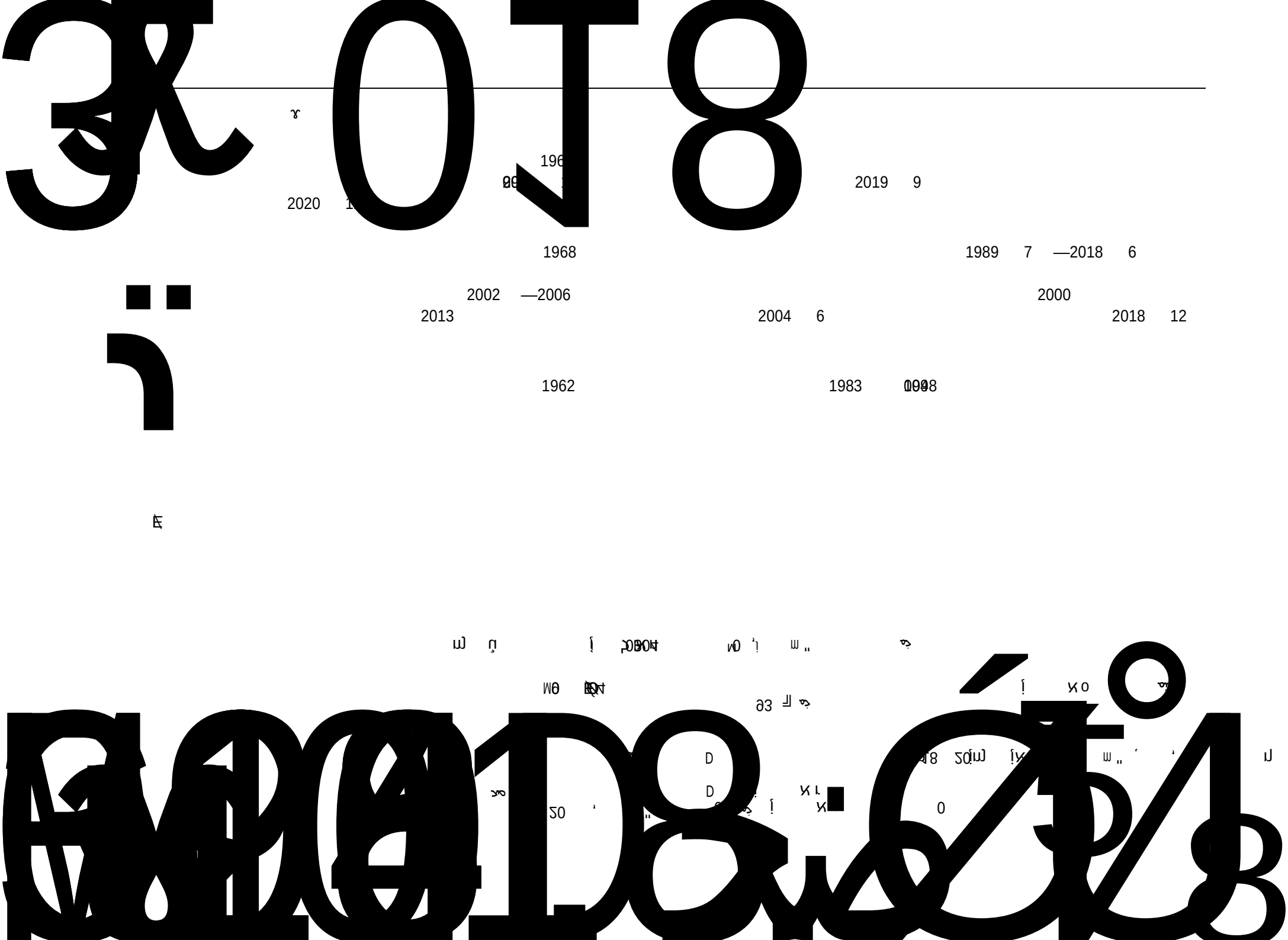

o ژ

	1980 2002 2003 2003

□ √

□ √

√ □

			2012 3 30	2021 5 6
			2012 3 30	2021 5 6
			2012 3 30	2021 5 6
			2012 3 30	2021 5 6
			2012 3 30	2021 5 6
			2012 3 30	2021 5 6
	Z&F		2003	

√ □

			2013 2	
			2011 7	
			2019 5	

	2021	1
	2016	3
Z&F	2003	
Natural Produce New Zealand Limited	2011	
	2012	
	2018	
	2008	
	2011	
	2008	
	2019	2
	2019	2
	2020	5
	2019	4
	2021	1
	2018	
	2016	
	2016	2
	2019	5
	2021	1
	2015	
	2015	
	2016	4
	2011	7
	2016	2
	2016	3
	2019	5
Mobidiag	2019	4
	2021	2
	2013	2
	2018	4
	2018	7

2019	5
2021	2
2017	
2009	
2011	
2014	
2015	
2001	
2018	¤ 1
2019	9
2020	12
2003	
2006	
2015	
2004	6
2018	12
2011	7
2020	9
2018	3
2019	3
2020	7
2021	1
2021	4
2012	
2012	

			2018 5	
			2020 9	
			2020 8	
			2020 9	
			2021 1	
			2016 3	

√ □

	841.38
	841.38

□ √

□ √

2,501
2,043
4,544

□ √

□ √

Й ” ´

√ □

□ √

2019	2020 5 19	www.sse.com.cn	2020 5 20
2020	2020 7 1	www.sse.com.cn	2020 7 2
2020	2020 12 2	www.sse.com.cn	2020 12 3

□ √

√ □

√ □

202

√ □

2021 0974

“ ” 2020

12 31 2020

2

1

2

3

4

5 / / /

6

1

2020 12 31

1,018,112,145.62 61,790,578.62

2

1

2

3

4

5

6

2020

2020 12 31

:

: :

		2020 12 31	2019 12 31
		327,549,460.89	136,882,699.86
		85,885,493.91	120,164,757.32
		861,766.15	
		956,321,567.00	634,479,332.50
		1,682,325.00	1,977,252.20
		103,339,630.35	126,031,309.14
		42,413,138.28	37,390,222.34
		475,522,514.41	342,219,371.08
		3,101,130,655.39	618,140,719.29
		5,094,706,551.38	2,017,285,663.73

			27,019,581.02
		83,423,058.58	77,249,983.01
		3,211,421.56	3,357,670.65
		1,634,666,975.97	1,206,139,471.50
		641,796,635.03	329,561,989.31
		252,204,766.22	272,367,754.25
		164,648,504.26	171,025,355.85
		57,059,625.07	43,896,865.71
		157,825,468.07	104,260,418.53
		47,598,417.92	4,704,898.67
		3,042,434,872.68	2,239,583,988.50
		8,137,141,424.06	4,256,869,652.23
		200,137,500.00	291,829,127.51
		240,000,000.00	
		198,728,474.96	180,800,167.80
			32,240,914.07
		49,705,779.51	
		89,499,609.52	69,510,321.87
		54,378,591.49	32,398,269.19

372,187,016.04	343,120,994.00
52,296,725.28	37,140,019.85
1,256,933,696.80	987,039,814.29
	503,055,955.83
32,019,000.53	
236,607,303.92	128,209,179.40
26,270,612.15	3,990,455.05
294,896,916.60	635,255,590.28
1,551,830,613.40	1,622,295,404.57
450,978,659.00	420,000,000.00
	190,156,916.63
4,250,268,575.38	536,144,575.56
5,247,114.23	

		225,515,213.28	210,025,883.78
		1,545,355,430.42	1,200,593,535.61
		6,477,364,992.31	2,556,920,911.58
		107,945,818.35	77,653,336.08
		6,585,310,810.66	2,634,574,247.66
		8,137,141,424.06	4,256,869,652.23

2020 12 31

:

: :

		2020 12 31	2019 12 31
		232,796,734.27	31,767,206.16
			100,600,350.01
		861,766.15	
		568,790,333.63	533,222,248.31
		48,947,719.61	79,102,008.86
		370,107,856.64	116,350,970.55
		397,372,387.80	324,148,527.01
		3,092,854,153.55	611,048,093.75

		4,711,730,951.65	1,796,239,404.65
		402,356,915.76	393,875,842.28
		83,423,058.58	77,249,983.01
		3,211,421.56	3,357,670.65
		1,774,484,425.88	1,280,788,977.21
		258,351,323.82	140,629,328.68
		170,951,308.78	187,614,059.99
		19,327,328.46	16,294,689.20
		14,124,197.00	6,557,274.28
		32,006,287.42	6,390,088.25
		2,758,236,267.26	2,112,757,913.55
		7,469,967,218.91	3,908,997,318.20
		150,137,500.00	241,829,127.51
		90,000,000.00	
		162,627,695.32	96,712,964.57
			21,486,623.94
		20,802,454.12	
		49,861,307.98	48,306,038.96
		31,410,664.97	18,841,473.97
		333,930,750.36	289,290,552.79

		50,058,404.90	39,962,726.24
		888,828,777.65	756,429,507.98
			503,055,955.83
		32,019,000.53	
		189,026,693.14	2222v 5,9j59

		7,469,967,218.91	3,908,997,318.20

2020 1—12

: :

		2020	2019
		2,978,131,605.36	2,679,435,637.43
		2,978,131,605.36	2,679,435,637.43
		2,193,101,892.21	1,822,416,496.34
		1,198,723,245.95	895,744,113.93
		25,145,911.93	26,773,346.74
		464,670,716.43	441,017,748.12
		140,900,466.15	122,524,389.54
		342,798,143.56	311,906,323.51
		20,863,408.19	24,450,574.50
		29,045,577.29	23,715,930.52
		11,910,547.72	278,665.34
		53,118,852.00	38,631,343.00
“ ”		49,888,462.81	17,348,732.76
		4,704,389.84	9,402,852.08

“ ”		
“ - ”		
“ ”	93,538.12	-716,720.38
“ - ”	-30,100,344.92	-17,918,184.07
“ - ”	-1,663,699.48	-420,167.24
“ ”	-110.25	295,490.48
“ ”	856,366,411.43	894,239,635.64
	1,418,209.18	1,153,752.79
	13,252,053.56	



3 5,247,114.23

4

2

1

2

3

4

5

Ä6 Å



	306,875,605.93	308,928,203.30
	97,732,293.92	85,690,825.93
	161,449,594.45	141,048,740.59
	9,614,732.76	23,863,868.09
	18,629,697.50	24,074,252.33
	10,741,015.36	192,702.87
	33,989,618.83	31,087,943.00
“ 90,’93G	48,072,520.75	17,090,939.09
	4,704,389.84	9,402,852.08

2.			
3.		5,247,114.23	
4.			
1.			
2.			
3.			
4.			
5.			
6.			
7.			
		631,970,370.60	737,990,757.60
(/)			
(/)			

2020 1—12

		2020	**2019**
		3,043,473,804.34	2,724,243,839.24

		14,523,870.66	190,681.38
		235,823,891.02	153,759,574.90
		3,293,821,566.02	2,878,194,095.52
		1,256,046,679.90	978,550,676.41
		563,694,070.88	481,969,912.00
		175,425,686.18	262,188,264.08
		303,941,975.27	312,598,486.20
		2,299,108,412.23	2,035,307,338.69
		994,713,153.79	842,886,756.83
		21,175,000.00	
		20,575,000.00	
		615,900.00	777,000.00
		4,575,190,212.37	3,155,719,991.41
		4,617,556,112.37	3,156,496,991.41
		1,115,382,272.63	762,074,690.91
			77,249,983.01
			4,872,882.69

6,986,132,260.39 3v Ļ

870,337,395.94	744,047,904.90
355,277,709.37	314,390,362.49
84,602,419.39	192,207,626.50
274,195,184.07	261,528,208.07
1,584,412,708.77	1,512,174,101.96
1,205,338,889.27	917,386,864.67

		31,767,206.16	27,798,310.60
		232,796,734.27	31,767,206.16

2020 1—12

: :

	2020														
	( )														
	420,000,000.00			190,156,916.63	536,144,575.56				210,025,883.78		1,200,593,535.61		2,556,920,911.58	77,653,336.08	2,634,574,247.66
	420,000,000.00			190,156,916.63	536,144,575.56				210,025,883.78		1,200,593,535.61		2,556,920,911.58	77,653,336.08	2,634,574,247.66
	30,978,659.00			-190,156,916.63	3,714,123,999.82		5,247,114.23		15,489,329.50		344,761,894.81		3,920,444,080.73	30,292,482.27	3,950,736,563.00

1								
2								
3								
4								
5								
6								
1								
2								
		1,001,747.49				1,001,747.49	-1,001,747.49	
	450,978,659.00	4,250,268,575.38	5,247,114.23	225,515,213.28	1,545,355,430.42	6,477,364,992.31	107,945,818.35	6,585,310,810.66

	2019															
	( )															
	420,000,000.00				536,144,575.56				204,951,997.94		767,503,463.82		1,928,600,037.32	37,283,603.88	1,965,883,641.20
	420,000,000.00				536,144,575.56				204,951,997.94		767,503,463.82		1,928,600,037.32	37,283,603.88	1,965,883,641.20
“ ”				190,156,916.63					5,073,885.84		433,090,071.79		628,320,874.26	40,369,732.20	668,690,606.46
											774,163,957.63		774,163,957.63	12,735,905.17	786,899,862.80

				190,156,916.63								190,156,916.63	27,633,827.03	217,790,743.66
1													27,633,827.03	27,633,827.03
2				190,156,916.63								190,156,916.63		190,156,916.63
3														
4														
								5,073,885.84		-341,073,885.84		-336,000,000.00		-336,000,000.00
1								5,073,885.84		-5,073,885.84				
2														
3										-336,000,000.00		-336,000,000.00		-336,000,000.00
4														
1														
2														

3 Ń "

(
)

420,000,000.00	190,156,916.63	535,295,819.20	210,000,000.00	1,190,291,898.97	2,545,744,634.80
420,000,000.00	190,156,916.63	535,295,819.20	210,000,000.00	1,190,291,898.97	2,545,744,634.80
0			0		
30,978,650					

“ ”

ø48-8.0Ÿ

3				
4				
		15,489,329.50	-403,031,938.60	-387,542,609.10
1		15,489,329.50	-15,489,329.50	
2			-387,542,609.10	-387,542,609.10
3				
1				
2				
3				
4				
5				

“ ”				190,156,916.63					5,073,885.84	396,916,871.76	592,147,674.23
										737,990,757.60	737,990,757.60
				190,156,916.63							190,156,916.63
1											
2				190,156,916.63							190,156,916.63
3											
4											
									5,073,885.84	-341,073,885.84	-336,000,000.00
1									5,073,885.84	-5,073,885.84	
2										-336,000,000.00	-336,000,000.00
3											
1											

2									
3									
4									
5									
6									
1									
2									
	420,000,000.00	190,156,916.63	535,295,819.20				210,000,000.00	1,190,291,898.97	2,545,744,634.80

2.

1 1 12 31

3.

√ □

كم

“ ”

“ ” “

”

7.

√ □

“ ” 2 “

”

Å Ḱ

8.

9.

√ □

1

2

3

“ ”

/ /

/ /

10.

√ □

1

2

6.

7.

“ ”

8.

1

12

12

2

12

3

11.

√ □

10 “ ”

12.

√ □

10 “ ”

13.

√ □

10 “ ”

14.

√ □

10 “ ”

15.

√ □

1

2

3

4

(2).

√ □

		10-35	5.00	9.50-2.71
		5-10	5.00	19.00-9.50
		5-10	5.00	19.00-9.50
		3-5	5.00	31.67-19.00

(3).

√ □

24.

√ □

25.

√ □

26.

□ √

27.

□ √

28.

□ √

29.

(1).

√ □

(2).

√ □

33.

(1).

√ □

ω̃

(2).

√ □

Ѐ ÿ И

(3). 3 ᾷ̃ д л ᾶ а

л

√ л л о о л

ϑ̃ ‡

36.

√ □

سم ضخ ضجيج ضجيج

(2).

□ √

39.

√ □

ي 14 ـــــ ط 2017

لا

41.

√ □

(3).

□ √

43.

√ □

44.

(1).

√ □

		( )
2017 7 5 14 —— 2017 2017 22 “ ” 2018 1 1 2020 1 1	2020 4 27	2020 1 1

(2).

□ √

(3).

√ □

: :

	2019 12 31	**2020 1 1**
	136,882,699.86	136,882,699.86
	120,164,757.32	120,164,757.32
	634,479,332.50	634,479,332.50
	1,977,252.20	1,977,252.20
	126,031,309.14	126,031,309.14

א ŏ

618,140,719.29	618,140,719.29
2,017,285,663.73	2,017,285,663.73
27,019,581.02	27,019,581.02
77,249,983.01	77,249,983.01
3,357,670.65	3,357,670.65
1,206,139,471.50	1,206,139,471.50
329,561,989.31	329,561,989.31
272,367,754.25	272,367,754.25
171,025,355.85	171,025,355.85
43,896,865.71	43,896,865.71
104,260,418.53	104,260,418.53
4,704,898.67	4,704,898.67
2,239,583,988.50	2,239,583,988.50
4,256,869,652.23	4,256,869,652.23
291,829,127.51	291,829,127.51
180,800,167.80	

	32,240,914.07	-32,240,914.07
	28,688,125.21	28,688,125.21

	190,156,916.63	190,156,916.63
	536,144,575.56	536,144,575.56
	210,025,8	

324,148,527.01	324,148,527.01
611,048,093.75	611,048,093.75
1,796,239,404.65	1,796,239,404.65

393[illegible]

		19,148,694.67	19,148,694.67
	48,306,038.96	48,306,038.96	
	18,841,473.97	18,841,473.97	
	289,290,552.79	289,290,552.79	
	39,962,726.24	42,300,655.51	2,337,929.27
	756,429,507.98	756,429,507.98	
	503,055,955.83	503,055,955.83	
	99,776,764.54	99,776,764.54	
	3,990,455.05	3,990,455.05	
	606,823,175.42	606,823,175.42	
	1,363,252,683.40	1,363,252,683.40	
	420,000,000.00	420,000,000.00	
	190,156,916.63	190,156,916.63	
	535,295,819.20	535,295,819.20	
	210,000,000.00	210,000,000.00	

“ ” 2020 1 1 “ ”

2020 12 31 “ ” 2020 1 1 12 31 “ ” 2019 1

1 12 31

1

√ □

	86,238.42	157,495.35
	327,463,222.47	136,725,204.51
	327,549,460.89	136,882,699.86

2020 12 31

2

√ □

	85,885,493.91	120,164,757.32
	85,885,493.91	120,164,757.32
	85,885,493.91	120,164,757.32

□ √

3

□ √

4

(1).

√ □

	861,766.15	
	861,766.15	

(2).

□ √

(3).

□ √

(4).

□ √

(5).

√ □

	957,517.94	100.00	95,751.79	10.00	861,766.15		/		/	

□ √

√ □

			%
	957,517.94	95,751.79	10.00
	957,517.94	95,751.79	10.00

□ √

□ √

(6).

√ □

		95,751.79			95,751.79
		95,751.79			95,751.79

□ √

(7).

□ √

□ √

5

(1).

√ □

1	
1	
1	923,725,307.28
1	923,725,307.28
1 2	81,187,277.12
2 3	11,427,951.33
3	1,771,609.89
	1,018,112,145.62

(2).

√ □

						2,410,060.84	0.36	2,410,060.84	100.00	
						45,980.13	0.01	45,980.13	100.00	
	1,018,112,145.62	100.00	61,790,578.62	6.07	956,321,567.00	670,967,803.13	99.63	36,488,470.63	5.44	634,479,332.50
	1,018,112,145.62	100.00	61,790,578.62	6.07	956,321,567.00	673,423,844.10	100.00	38,944,511.60	5.78	634,479,332.50

□ √

√ □

				%
1		923,725,307.28	46,186,265.34	5.00
1	2	81,187,277.12	8,118,727.72	10.00
2	3	11,427,951.33	5,713,97-7'ŧ, .	

10087

□ √

(3).

√ □

	38,944,511.60	25,243,630.83		2,397,563.81		61,790,578.62
	38,944,511.60	25,243,630.83		2,397,563.81		61,790,578.62

□ √

(4).

√ □

□ √

□ √

(5).

√ □

				%	
		56,520,262.49	1 /1-2 /2-3	5.55	5,833,993.04
		54,335,828.35	1 /1-2	5.34	3,004,606.04
		48,883,635.00	1	4.80	2,444,181.75
		45,976,174.33	1	4.52	2,298,808.72

				%	
		40,449,565.95	1	3.97	2,022,478.30
	/	246,165,466.12	/	24.18	15,604,067.85

(6).

□ √

(7).

□ √

□ √

6

√ □

	1,682,325.00	1,977,252.20
	1,682,325.00	1,977,252.20

√ □

□ √

√ □

	8,712,356.65	

	8,712,356.65	

7

(1).

√ □

		(%)		(%)
1	101,642,088.56	98.36	125,541,011.04	99.61
1 2	1,615,648.01	1.56	419,924.31	0.33
2 3	60,000.00	0.06	49,280.00	0.04
3	21,893.78	0.02	21,093.79	0.02
	103,339,630.35	100.00	126,031,309.14	100.00

1

(2).

√ □

		20,700,541.90	1	
		5,775,188.99	1	
		5,606,265.00	1	
		3,930,320.05	1	
		2,718,365.39	1	
	/	38,730,681.33	/	

√ □

8

√ □

	42,413,138.28	37,390,222.34
	42,413,138.28	37,390,222.34

□ √

(1).
□ √
(2).
□ √

(3).
□ √

□ √

(4).
□ √
(5). 1
□ √
(6).
□ √

□ √

(7).
√ □

1	
1	
1	
1 2	
2 3	
3	

(8).

√ □

	21,852,005.21	20,338,422.73
	2,328,128.96	2,182,596.34
	11,183,722.77	3,467,751.79
	9,885,107.83	11,343,836.45
	6,875,898.80	5,922,902.11
	52,124,863.57	43,255,509.42

(9).

√ □

	12	( )	( )
2020 1 1	5,865,287.08		5,865,287.08
2020 1 1			
--			
--			
--			

--				
	3,846,438.21			3,846,438.21
2020 12 31	9,711,725.29	-	-	9,711,725.29

□ √

□ √

(10).

√ □

	476,182,620.65	660,106.24	475,522,514.41	342,639,538.32	420,167.24	342,219,371.08

(2).

√ □

	420,167.24			420,167.24		
		1,753,532.58		1,093,426.34		660,106.24
	420,167.24	1,753,532.58		1,513,593.58		660,106.24

(3).

□ √

(4).

□ √

□ √

10

(1).

□ √

(2).

□ √

(3).

□ √

□ √

□ √

11

□ √

12

□ √

□ √

13

√ □

	5,554,359.15	3,903,180.08
	3,091,870,000.00	611,040,000.00
	853,629.57	3,197,539.21
	2,852,666.67	
	3,101,130,655.39	618,140,719.29

14

(1).

□ √

(2).

□ √

(3).

□ √

□ √

□ √

15

(1).

□ √

(2).

□ √

(3).

□ √

□ ^~ ш

□

	27,019,581.02		31,723,970.86	4,704,389.84							
	27,019,581.02		31,723,970.86	4,704,389.84							
	27,019,581.02		31,723,970.86	4,704,389.84							

18

(1).

√ □

Mobidiag Oy	83,423,058.58	77,249,983.01
	83,423,058.58	77,249,983.01

(2).

√ □

Mobidiag Oy		6,173,075.57				

□ √

19

□ √

□ √

20

(1).

1.	5,520,286.51			5,520,286.51
2.				
1				
2 \ \				
3				
3.				
1				
2				
4.	5,520,286.51			5,520,286.51
1.	2,162,615.86			2,162,615.86

(1).

√ □

1.	428,487,384.21	1,216,542,617.74	2

1.					
2.					
1					
3.					
1					
4.					
1.	420,869,078.54	1,180,591,092.61	11,826,978.42	21,379,826.40	1,634,666,975.97
2.	391,818,610.36	781,104,965.53	11,848,130.52	21,367,765.09	1,206,139,471.50

273,534,617.42

(2).

□ √

(3).

□ √

(4).

□ √

(5).

√ □

	34,617,697.75	

□ √

□ √

22

√ □

	497,042,356.09	262,573,368.55
	144,754,278.94	66,988,620.76
	641,796,635.03	329,561,989.31

□ √

(1).

√ □

	390,620,481.79		390,620,481.79	173,015,403.21		173,015,403.21
	95,702,642.67		95,702,642.67	81,108,824.84		81,108,824.84
	10,719,231.63		10,719,231.63	8,449,140.50		8,449,140.50
	497,042,356.09		497,042,356.09	262,573,368.55		262,573,368.55

(2).

√ □

						(%)			(%)
	173,015,403.21	261,732,886.85	43,937,240.21	190,568.06	390,620,481.79		3,042,036.07	577,666.16	3.83
	81,108,824.84	427,896,160.61	387,214,239.13	26,088,103.64	95,702,642.67				
	8,449,140.50	29,399,828.44		27,129,737.31	10,719,231.63				
	262,573,368.55	719,028,875.90	431,151,479.34	53,408,409.01	497,042,356.09	/ /	3,042,036.07	577,666.16	/ /

144,754,278.94	144,754,278.94	66,988,620.76	66,9.,9,62

3.			60,050.10			60,050.10
(1)			60,050.10			60,050.10
4.	92,468,767.58	4,211,419.63	14,948,063.59	39,331,892.19	202,693,329.74	353,653,472.73
1.	5,243,998.50	740,816.67	3,335,961.78	12,326,725.75	51,953,220.94	73,600,723.64
2.	1,849,410.09	98,878.26	1,864,877.92	5,455,186.31	18,608,069.99	27,876,422.57
1	1,849,410.09	98,878.26	1,864,877.92	5,455,186.31	18,608,069.99	27,876,422.57
3.			28,439.70			28,439.70
(1)			28,439.70			28,439.70
4.	7,093,408.59	839,694.93	5,172,400.00	17,781,912.06	70,561,290.93	101,448,706.51
1.						
2.						
1						
3.						
(1)						
4.						
1.	85,375,358.99	3,371,724.70	9,775,663.59	21,549,980.13	132,132,038.81	252,204,766.22
2.	87,224,769.08	2,338,527.52	7,590,961.49	24,540,366.44	150,673,129.72	272,367,754.25

2020 27,876,422.57

0%

(2).

□ √

□ √

27

□ √

28

(1).

√ □

(2).

□ √

(3).

√ □

(4).

√ □

β β

(5).

□ √

□ √

29

√ □

	6,774,687.19	2,795,613.58	3,074,041.80		6,496,258.97
	33,027,701.05	30,923,659.83	16,562,268.30		47,389,092.58
	645,596.58	158,679.25	483,559.96		320,715.87
	617,496.32		142,470.97		475,025.35
	2,831,384.57	903,087.92	1,355,940.19		2,378,532.30
	43,896,865.71	34,781,040.58	21,618,281.22		57,059,625.07

30 /

(1).

√ □

	72,258,161.93	14,934,986.25	44,809,356.66	8,987,109.39
	595,035,652.30	91,547,994.73	412,755,154.61	62,565,730.50
	152,784,975.14	35,540,487.14	130,184,131.92	26,275,580.15
	43,996,599.49	10,999,149.87	25,727,993.96	6,431,998.49
	32,019,000.53	4,802,850.08		
	896,094,389.39	157,825,468.07	613,476,637.15	104,260,418.53

(2).

√ □

	22,454,069.87	3,368,110.48	26,209,034.40	3,931,355.16
	1,428,334,056.80	232,244,881.82	776,925,323.68	124,245,870.16
	6,173,075.57	925,961.34		

	305,493.92	68,350.28	211,956.32	31,954.08
	1,457,266,696.16	236,607,303.92	803,346,314.40	128,209,179.40

(3).

□ √

(4).

□ √

(5).

□ √

□ √

31

√ □

	39,985,292.92		39,985,292.92	4,704,898.67		4,704,898.67
	7,613,125.00		7,613,125.00			
	47,598,417.92		47,598,417.92	4,704,898.67		4,704,898.67

32

(1).

√ □

	50,000,000.00	50,000,000.00
	150,000,000.00	240,747,186.10
	137,500.00	1,081,941.41
	200,137,500.00	291,829,127.51

(2).

□ √

□ √

□ √

33

□ √

34

□ √

35

(1).

√ □

	240,000,000.00	
	240,000,000.00	

0

36

(1).

√ □

1	184,459,900.81	177,352,897.61
1 2	13,941,345.04	3,179,219.80
2 3	264,799.59	209,871.70
3	62,429.52	58,178.69
	198,728,474.96	180,800,167.80

(2). 1

√ □

Mobidiag 0y	13,056,088.23	
	13,056,088.23	/

□ √

37

(1).

□ √

(2). 1

□ √

□ √

38

(1).

√ □

	49,705,779.51	28,688,125.21
	49,705,779.51	28,688,125.21

(2).

□ √

□ √

39

(1).

√ □

	69,509,681.87	593,896,873.68	573,985,175.94	89,421,379.61
-	640.00	22,496,466.98	22,418,877.07	78,229.91
	69,510,321.87	616,393,340.66	596,404,053.01	89,499,609.52

(2).

√ □ 9 6

9.586

		24,079,845.74	24,079,845.74	
		26,407,240.59	26,382,199.08	25,041.51
		24,706,124.62	24,681,083.11	25,041.51
		611,048.68	611,048.68	
		1,090,067.29	1,090,067.29	
	5,250.00	36,498,559.33	36,414,380.33	89,429.00
	362,923.55	7,287,213.85	7,240,250.48	409,886.92
	69,509,681.87	593,896,873.68	573,985,175.94	89,421,379.61

(3).

√ □

	516,124.95	223,719.98
	367,058.63	247,945.31
	918,343.19	1,307,788.17
	54,378,591.49	32,398,269.19

	6,487,968.00	57,286,736.95
	7,370,399.63	7,852,109.34
	47,054,762.69	30,590,313.76
	372,187,016.04	343,120,994.00

(2). 1

√ □

	8,054,466.41	
	110,734,049.13	
	118,788,515.54	/

□ √

42

□ √

43 1

□ √

44

√ □

	46,157,001.34	37,140,019.85
	6,139,723.94	3,552,788.86
	52,296,725.28	40,692,808.71

□ √

□ √

45

(1).

□ √

□ √

46

(1).

√ □

80

6Ñ ,´

iñ

√ □

							/
		600,000.00		570,999.47		29,000.53	
		500,000.00				500,000.00	
/ /		950,000.00				950,000.00	
		30,540,000.00				30,540,000.00	
		32,590,000.00		570,999.47		32,019,000.53	

□ √

52

√ □

	26,270,612.15	3,990,455.05
	26,270,612.15	3,990,455.05

53

√ □

		+					
	420,000,000.00	20,375,760.00			10,602,899.00	30,978,659.00	450,978,659.00

1 2020 1 6 2020 2 18 679,807,000

10,602,899 430,602,899

2 2020

[2020]2079

10 20,375,760.00 1

151.16 / 3,079,999,881.60

3,051,735,377.18 20,375,760.00

3,031,359,617.18

54

(1).

√ □

(2).

□ √

9

	534,616,490.57	3,713,122,252.33		4,247,738,742.90
	1,528,084.99	1,001,747.49		2,529,832.48
	536,144,575.56	3,714,123,999.82		4,250,268,575.38

1 2020 1 6 2020 2 18 " 679,807,000
10,602,899 430,602,899
681,762,635.14

2 2020
[2020]2079
10 20,375,760.00 1
151.16 / 3,079,999,881.60
3,051,735,377.18 20,375,760.00
3,031,359,617.18

3

		6,173,075.57			925,961.34	5,247,114.23		5,247,114.23
		6,173,075.57			925,961.34	5,247,114.23		5,247,114.23
		6,173,075.57			925,961.34	5,247,114.23		5,247,114.23

58

□ √

59

√ □

	210,025,883.78	15,489,329.50		225,515,213.28

	210,025,883.78	15,489,329.50		225,515,213.28

60

√ □

	1,200,593,535.61	767,503,463.82
+		
	1,200,593,535.61	767,503,463.82
	747,793,833.41	774,163,957.63
	15,489,329.50	5,073,885.84
	387,542,609.10	336,000,000.00
	1,545,355,430.42	1,200,593,535.61

	80,098,730.91	57,308,196.80	76,442,597.90	62,692,945.50
	2,978,131,605.36	1,198,723,245.95	2,679,435,637.43	895,744,113.93

(2).

√ □

2,978,131,605.36

2,379,461,307.80

	1,429,585.25	992,540.35
	2,663,562.76	1,370,122.24
	27,570.28	11,880.78
	25,754,911.93	26,773,346.74

63 ,91 ,911

	21,167,976.87	7,399,796.26
	8,620,947.42	9,032,755.23
	140,900,466.15	122,524,389.54

65

√ □

	184,670,447.19	165,228,718.41
	105,636,282.94	106,405,827.85
	35,615,717.95	26,828,053.87
	10,128,787.91	7,100,192.45
	6,418,928.16	6,064,607.85
	327,979.41	278,923.08
	342,798,143.56	311,906,323.51

66

√ □

	29,045,577.29	23,715,930.52
	-11,910,547.72	-278,665.34
	2,764,257.61	9,377.79
	964,121.01	1,003,931.53
	20,863,408.19	24,450,574.50

67

√ □

		16,132,043.00
	7,626,200.00	4,400,000.00
	9,000,000.00	7,500,000.00
	1,004,900.00	327,300.00
	868,000.00	512,200.00
	14,858,125.21	695,500.00
	254,100.00	138,300.00
	619,800.00	316,200.00
		586,900.00
	570,999.47	400,000.00
	3,000,000.00	1,700,000.00
	450,000.00	30,000.00
		3,300,000.00
		1,500,000.00
	4,657,500.00	
	1,000,000.00	
2019-nCoV	200,000.00	
	218,000.00	
POCT	400,000.00	
	300,000.00	
2019-nCoV	500,000.00	
	88,434.18	
	1,500,000.00	
	1,527,800.00	
	17,800.00	77,900.00
		1,000,000.00
	2,303,905.64	

70

√ □

	93,538.12	-716,720.38
	93,538.12	-716,720.38

71

√ □

	-95,751.79	-
	-26,143,104.17	-16,039,955.81
	-3,861,488.96	-1,878,228.26
	-30,100,344.92	-17,918,184.07

7

73

√ □

	-110.25	295,490.48
	-110.25	295,490.48

74

√ □

	683.44		683.44
	683.44		683.44
	247,659.27	247,820.61	247,659.27
	1,063,596.45	885,368.39	1,063,596.45
	78,345.48	-	78,345.48
	27,924.54	20,563.79	27,924.54
	1,418,209.18	1,153,752.79	1,418,209.18

□ √

□ √

75

√ □

	1,128,406.50	5,779,803.03	1,128,406.50
	1,128,406.50	5,779,803.03	1,128,406.50
	11,759,865.09	3,760,637.74	11,759,865.09
	177,198.25	33,724.18	177,198.25
	186,583.72	77,372.42	186,583.72
	13,252,053.56	9,651,537.37	13,252,053.56

76

(1).

√ □

	34,075,977.78	54,672,744.75
	53,365,805.21	44,169,243.51
	87,441,782.99	98,841,988.26

(2).

√ □

	844,532,567.05
/	126,679,885.06
	2,333,532.58

	2,567,250.67
	-44,138,885.32
	87,441,782.99

□ √

77

√ □

78

(1).

√ □

82,834,737.54 38,631,343.00

11,4㎡"

	598,770.07	346,367.16
	14,299,380.15	17,326,307.29
	20,255,890.58	9,227,001.57
	303,941,975.27	312,598,486.20

	875,732,296.32	53,700,000.00
	240,000,000.00	
	1,115,732,296.32	53,700,000.00

	“ ”	-93,538.12	716,720.38
“ ”	348327,6.2	32,445,876.31	24,386,293.31
“ ”		-49,888,462.81	-17,348,732.76
	“ ”	-53,565,049.54	

	327,549,460.89	136,882,699.86

	1,210,698.00	6.5249	7,899,683.38
	851,549.99	8.0250	6,833,688.67
	427,586,534.20	0.063236	27,038,862.08
	58,880.00	5.0163	295,359.74
	10,200.00	6.5249	66,553.98
	566.40	8.0250	4,545.36
	1.00	0.063236	0.06
	5,770.91	6.5249	37,654.61
	2,479,086.49	8.0250	19,894,669.08
	70,804.35	6.5249	461,991.30
	125,000.00	8.0250	1,003,125.00

(2).

□ √

83

□ √

84

(1).

√ □

[2020]96	230,000.00	230,000.00
[2020]564	220,000.00	220,000.00
[2019]802	3,826,200.00	3,826,200.00
2020 1	3,800,000.00	3,800,000.00

2020 1	84,400.00		84,400.00
[2020]47	1,527,800.00		1,527,800.00
[2020]47	619,800.00		619,800.00
[2020]47	17,800.00		17,800.00
[2020]105	1,500,000.00		1,500,000.00
	14,646,597.20		14,646,597.20
[2020]294	2,794,500.00		2,794,500.00
2020 “ ”	1,863,000.00		1,863,000.00
[2020]123 2019	9,000,000.00		9,000,000.00
[2019]634	3,000,000.00		3,000,000.00
	2,303,905.64		2,303,905.64
	1,350,000.00		1,350,000.00
2019	1,004,900.00		1,004,900.00
[2020]28	1,000,000.00		1,000,000.00
2019	868,000.00		868,000.00
[2020]41 2019-nCoV	500,000.00		500,000.00
[2020]267	57,000.00		57,000.00
[2020]268	112,700.00		112,700.00
	100,000.00		100,000.00
-	10,000.00		10,000.00
[2020]140 POCT	400,000.00		400,000.00
[2019]922	300,000.00		300,000.00
	600,000.00	/	570,999.47

1

□ √

2

□ √

3

□ √

4

√ □

: :

		%					%					

¶ F2+X √ =

		2020-09-17	10000	100.00%
		2020-08-03	1000	100.00%

6

□ √

	302	302 303				
	(133 1 3 6	( ) 133 1 3 6		100.00		

1

ŋ â ŋ

□ √

2

□ √

3

√ □

(1).

□ √

(2).

□ √

(3).

□ √

(4).

√ □

	/	/
--		
--		
--		
		17,616,728.94
--		9,402,852.08
--		
--		9,402,852.08

(5).

□ √

(6).

□ √

(7).

□ √

(8).

□ √

4

□ √

5

□ √

6

□ √

√ □

1

√ □

: :

			83,423,058.58	83,423,058.58
1.				
2.				
3.				
1.				
2.				
			1,682,325.00	1,682,325.00
	85,885,493.91		85,105,383.58	170,990,877.49
1.				
2.				

2

√ □

3

□ √

4

√ □

1 2020 Mobidiag Oy 2.8 /
2,591,962

2

5

□ √

6

□ √

7

□ √

8

□ √

9

□ √

1

√ □

				(%)	(%)
	126		1,250	55.13	55.13

2

√ □

3

				(%)	(%)
	87 5		5000	49	49

√ □

□ √

□ √

4

√ □

	31.30%
	75.00%
Mobidiag Oy	7.63%
	35.00% 2020 9 25
	2020 6 30

5

(1).

/

√ □

		1,291,916.08	1,280,672.56
		24,336.28	
		468,138.00	701,983.00
			741,575.24
		128,575.00	30,228.00
		739,053.12	481,815.83
Mobidiag Oy		5,520,236.37	425,781.39
Mobidiag Oy			33,078,180.00
Mobidiag Oy		191,598.23	-
Mobidiag Oy		853,057.50	408,955.30
			12,380.53
			1,015,517.24
		9,370,000.00	-

/

√ □

		242,429.78	324,697.97
		7,079.65	
		1,522,107.05	365,755.57
		26,548.67	
		8,849.56	
		273,485.07	291,073.03
		1,405,436.03	1,313,166.23
Mobidiag Oy		1,539,886.25	
		63,120.75	

□ √

(2). **/** **/**

/

□ √

/

□ √

/

□ √

/

□ √

/

□ √

(3).

√ □

		870,673.15	1,078,523.43
		2,424,843.40	2,356,077.33

□ √

□ √

(4).

□ √

□ √

□ √

(5).

√ □

	3,000,000.00	2020-1-2	2022-12-23	
	22,031,102.50	2020-1-3	2022-12-23	
	48,067,860.00	2020-1-3	2022-12-23	
	100,141,375.00	2020-1-3	2022-12-23	
	15,000,000.00	2020-1-7	2022-12-23	
	7,000,000.00	2020-1-8	2022-12-23	
	10,000,000.00	2020-1-13	2022-12-23	
	3,000,000.00	2020-1-13	2022-12-23	
	100,000,000.00	2020-1-13	2022-12-23	
	64,213,000.00	2020-1-22	2022-12-23	
	6,698,500.00	2020-1-22	2022-12-23	
	3,012,000.00	2020-1-22	2022-12-23	
	12,658,000.00	2020-1-22	2022-12-23	
	5,000,000.00	2020-2-11	2022-12-23	
	4,000,000.00	2020-2-11	2022-12-23	
	50,000,000.00	2020-2-13	2022-12-23	
	22,000,000.00	2020-2-14	2022-12-23	
	3,600,000.00	2020-2-14	2022-12-23	
	940,000.00	2020-2-14	2022-12-23	
	20,000,000.00	2020-2-18	2022-12-23	
	3,000,000.00	2020-2-20	2022-12-23	
	2,601,000.00	2020-2-26	2022-12-23	
	1,150,000.00	2020-2-26	2022-12-23	
	7,000,000.00	2020-2-26	2022-12-23	
	5,000,000.00	2020-2-27	2022-12-23	
	1,690,000.00	2020-2-27	2022-12-23	
	280,000.00	2020-2-27	2022-12-23	
	10,000,000.00	2020-3-4	2022-12-23	
	4,500,000.00	2020-3-9	2022-12-23	
	40,000,000.00	2020-3-10	2022-12-23	
	7,000,000.00	2020-3-13	2022-12-23	
	3,590,000.00	2020-3-13	2022-12-23	
	4,100,000.00	2020-3-13	2022-12-23	
	25,000,000.00	2020-3-19	2022-12-23	

	4,170,000.00	2020-3-19	2022-12

	1,000,000.00	2020-8-10	2023-7-13	
	4,000,000.00	2020-8-13	2023-7-13	
	10,660,000.00	2020-8-13	2023-7-13	
	1,100,000.00	2020-8-19	2023-7-13	
	100,000.00	2020-8-19	2023-7-13	
	300,000.00	2020-8-28	2023-7-13	
	2,960,000.00	2020-9-1	2023-7-13	
	200,000.00	2020-9-3	2023-7-13	
	8,400,000.00	2020-9-3	2023-7-13	
	3,860,000.00	2020-9-8	2023-7-13	
	5,100,000.00	2020-9-15	2023-7-13	
	350,000.00	2020-9-22	2023-7-13	
	3,480,000.00	2020-9-24	2023-7-13	
	15,520,000.00	2020-9-25	2023-7-13	
	2,000,000.00	2020-9-30	2023-7-13	
	6,000,000.00	2020-10-9	2023-7-13	
	6,700,000.00	2020-10-9	2023-7-13	
	2,150,000.00	2020-10-26	2023-7-13	

2020 12 31

(6).

□ √

(7).

√ □

	811.38	862.58

(8).

□ √

6

(1).

√ □ :

				118,060.00	5,903.00
		8,905,987.13	3,187,353.48		
		19,004.61		48,082.11	
	Mobidiag Oy	151,263.22		815.86	
		1,380.00			
		27,618.99	1,380.95	24,535.11	1,226.76
[redacted]		146,967.00	7,348.35		

(2).

√ □

: :

19,446.50 108,109.50

8

□ √

1

□ √

2

□ √

3

□ √

4

□ √

5

□ √



	383,331,860.15
	/

□ √

√ □

67,646,799

22,548,933 5%

2 2021 4 8 Mobidiag Oy Hologic,Inc.

Hologic,Inc 3,846,153.00

11.98 / 2018 2.60 /

Mobidiag

1

(1).

□ √

(2).

□ √

2

□ √

3

(1).

□ √

(2).

□ √

4

□ √

√

(1).

□ √

(2).

□

(3).

□ √

(4).

□

7

□ √

8

□ √

1

(1).

√ □

1	
1	
1	
1	

(2).

√

	(%)		(%)		(%)		(%)
				2,410,060.84	0.43	2,410,060.84	100.00
				2,410,060.84	0.43	2,410,060.84	100.00
598,726,666.98	100.00	29,936,333.35		563,88ß,ç32.4ç	99.¿	6%,484.1	

(6).

□ √

(7).

□ √

□ √

2

√ □

	370,107,856.64	116,350,970.55
	370,107,856.64	116,350,970.55

□ √

(1).

□ √

(2).

□ √

(3).

□ √

□ √

(4).

□ √

(5). **1**

□ √

(6).

□ √

□ √

(1).

√ □

1	
1	
1	345,333,728.44
1	345,333,728.44
1 2	40,126,774.42
2 3	11,853,435.29
3	4,244,040.00
	401,557,978.15

(2).

√ □

	8,518,586.00	5,375,815.00
	1,186,460.44	1,279,673.10
	11,832,973.91	4,027,138.77
	375,946,827.26	112,402,448.34
	4,073,130.54	3,905,512.22
	401,557,978.15	126,990,587.43

(3).

√ □

	12	( )	( )	
2020 1 1	10,639,616.88			10,639,616.88
2020 1 1				
--				
--				
--				
--				
	20,810,504.63			20,810,504.63
2020 12 31	31,450,121.51			31,450,121.51

□ √

□ √

(4).

√ □

	10,639,616.88	20,810,504.63				31,450,121.51
	10,639,616.88	20,810,504.63				31,450,121.51

□ √

(5).

□ √

(6).

√ □

						(%)	
		210,930,000.00	1			52.53	10,546,500.00
		89,416,827.26	1		/1 2	22.27	5,390,682.73
		35,375,556.00	1	/2	/1 2 3	8.81	3,322,585.76
		20,900,000.00	1	/2	/1 2 3	5.2	3,886,222.31
		20,000,000.00	1	/2	/1 2 3	4.98	2,949,597.73
	/	376,622,383.26					

	402,356,915.76		402,356,915.76	366,856,261.26		366,856,261.26
				27,019,581.02		27,019,581.02
	402,356,915.76		402,356,915.76	393,875,842.28		393,875,842.28

(1).

√ □

( )	53,161,335.15			53,161,335.15		
	51,461,641.06			51,461,641.06		
	4,990,983.05			4,990,983.05		
	8,700,000.00			8,700,000.00		
	3,570,000.00			3,570,000.00		
	232,500,000.00			232,500,000.00		
	12,472,302.00	29,800,654.50		42,272,956.50		
		3,300,000.00		3,300,000.00		
		2,400,000.00		2,400,000.00		
	366,856,261.26	35,500,654.50		402,356,915.76		

(2).

√ □

	27,019,581.02		31,723,970.86	4,704,389.84							
	27,019,581.02		31,723,970.86	4,704,389.84							
	27,019,581.02		31,723,970.86	4,704,389.84							

4

(1).

√ □

2,178,475,182.28	910,985,365.75	2,141,417,866.76	719,934,135.81
107,167,915.66	120,069,515.95	90,539,147.05	105,217,866.93

71,855,50

	33,342,101.77	7,688,087.01
	48,072,520.75	17,090,939.09

6

□ √

1

	-10,617,681.71
	-12,004,213.27
	-584,063.43
	69,359,212.52

ꝏ Û